



LED High Bay fixture ideal for large indoor spaces, including warehouses, gymnasiums and distribution centers that require mounting heights from 35 feet.

Color: White

Weight: 17.9 lbs

Project:

Type:

Prepared By:

Date:

#### Driver Info

Type:	Constant Current
120V:	N/A
208V:	N/A
240V:	N/A
277V:	N/A
Input Watts:	135W
Efficiency:	N/A

#### LED Info

Watts:	150W
Color Temp:	4000K
Color Accuracy:	77 CRI
L70 Lifespan:	100000
Lumens:	18140
Efficacy:	134 LPW

## Technical Specifications

### Listings

#### UL Listing:

Suitable for damp locations

#### IESNA LM-79 & LM-80 Testing:

RAB LED luminaires have been tested by an independent laboratory in accordance with IESNA LM-79 and LM-80, and have received the Department of Energy "Lighting Facts" label.

### LED Characteristics

#### Lifespan:

100,000-hour LED lifespan based on IES LM-80 results and TM-21 calculations.

#### LEDs:

Long-life, high-efficiency surface mounting LEDs

#### Color Stability:

LED Color temperature is warranted to shift no more than 200K in CCT over a 5 year period.

#### Color Uniformity:

RAB's range of CCT (Correlated Color Temperature) follows the guidelines of the American National Standard for Specifications for the Chromaticity of Solid State Lighting (SSL) Products, ANSI C78.377-2015.

### Electrical

#### Driver:

(2) Dimmable 347-480V drivers programmed to 2450mA

#### Dimming Driver:

Driver includes dimming control wiring for 0-10V dimming systems. Requires separate 0-10V DC dimming circuit. Dims as low as 10%.

#### THD:

13.1% at 480V

#### Power Factor:

98.8% at 347V

### Construction

#### Ambient Temperature:

Suitable for use 12 hours a day, 6 days a week in 60°C (140°F). Suitable for 24/7 use in ambient temperatures up to 55°C (131°F).

#### Housing:

Extruded aluminum

#### Lens:

High-transmittance polystyrene

#### Reflector:

Specular, high-reflectance aluminum with 95% reflectivity

#### Mounting:

3/4" NPS for pendant mount (pendant by others) or direct surface knockout on junction box for mounting to ceiling. Mounting hardware (not provided) should be suitable to mounting surface.

#### Finish:

Formulated for high-durability and long lasting color.

### Green Technology:

Mercury and UV free. RoHS compliant components. Polyester powder coat finish formulated without the use of VOC or toxic heavy metals.

### Recommended Mounting Height:

Up to 30 ft.

### Other

#### Replacement:

Replaces 175-320W MH

#### Warranty:

RAB warrants that our LED products will be free from defects in materials and workmanship for a period of five (5) years from the date of delivery to the end user, including coverage of light output, color stability, driver performance and fixture finish.

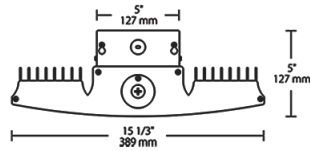
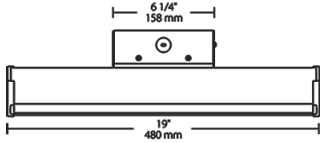
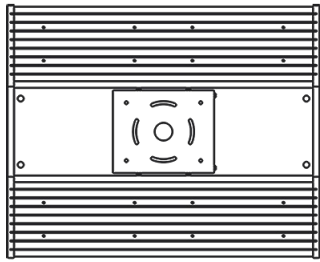
### California Title 24:

See RAIL with Multi-Level sensor (/WS2 or /WS4) for a compliant California Title 24.

### Buy American Act Compliance:

RAB values USA manufacturing! Upon request, RAB may be able to manufacture this product to be compliant with the Buy American Act (BAA). Please contact customer service to request a quote for the product to be made BAA compliant.

## Dimensions



## Features

- Ideal for large spaces
- Ultra-high efficacy
- Up to 60% less energy usage than equivalent metal halide fixtures
- 100,000 hour lifespan, virtually maintenance free operation
- 0-10V driver for variable dimming down to 10%

## Ordering Matrix

Family	Wattage	Color Temp	Finish	Voltage	Dimming	Control Options
RAILP	150	N	W	/480	/D10	
225 = 225W		Blank = 5000K (Cool)	W = White	Blank = 120-277V	/D10 = 0-10V Dimming	Blank = No Controls
185 = 185W		N = 4000K (Neutral)		/480 = 480V		/BL = Bi-Level Control (120-277V only)
150 = 150W		YN = 3500K (Warm Neutral)				/WS2 = Multi-Level Motion Sensor 20 ft
95 = 95W						/WS4 = Multi-Level Motion Sensor 40 ft
						/LOS = LOSBAY800 Sensor (120-277V only)
						/E2 = Emergency Battery Backup (120-277V only)
						/LC = Lightcloud® Controller (120-277V only)
						/LCS = Lightcloud® High Bay Sensor (120-277V only)