



LED High Bay fixture ideal for large indoor spaces, including warehouses, gymnasiums and distribution centers that require mounting heights from 35 feet.

Color: White

Weight: 17.9 lbs

**Project:**

**Type:**

**Prepared By:**

**Date:**

### Driver Info

Type:	Constant Current
120V:	1.12A
208V:	0.70A
240V:	0.60A
277V:	0.51A
Input Watts:	132W
Efficiency:	N/A

### LED Info

Watts:	150W
Color Temp:	5000K
Color Accuracy:	76 CRI
L70 Lifespan:	100000
Lumens:	18882
Efficacy:	143 LPW

## Technical Specifications

### Listings

#### UL Listing:

Suitable for damp locations

#### IESNA LM-79 & LM-80 Testing:

RAB LED luminaires have been tested by an independent laboratory in accordance with IESNA LM-79 and LM-80, and have received the Department of Energy "Lighting Facts" label.

### LED Characteristics

#### Lifespan:

100,000-hour LED lifespan based on IES LM-80 results and TM-21 calculations.

#### LEDs:

Long-life, high-efficiency surface mounting LEDs

#### Color Stability:

LED Color temperature is warrantied to shift no more than 200K in CCT over a 5 year period.

#### Color Uniformity:

RAB's range of CCT (Correlated Color Temperature) follows the guidelines of the American National Standard for Specifications for the Chromaticity of Solid State Lighting (SSL) Products, ANSI C78.377-2015.

### Electrical

#### Driver:

Constant Current, Class 2, 120-277V, 50/60Hz, 120V: 1.12A, 208V: 0.70A, 240V: 0.60A, 277V 0.51A

#### Dimming Driver:

Driver includes dimming control wiring for 0-10V dimming systems. Requires separate 0-10V DC dimming circuit. Dims as low as 10%.

#### THD:

13.4% at 120V, 20.6% at 277V

#### Power Factor:

98.7% at 120V, 91.5% at 277V

### Construction

#### Ambient Temperature:

Suitable for use 12 hours a day, 6 days a week in 60°C (140°F). Suitable for 24/7 use in ambient temperatures up to 55°C (131°F).

#### Housing:

Extruded aluminum

#### Lens:

High-transmittance polystyrene

#### Reflector:

Specular, high-reflectance aluminum with 95% reflectivity

#### Mounting:

V hooks (chain by others)

#### Finish:

Formulated for high-durability and long lasting color.

### Green Technology:

Mercury and UV free. RoHS compliant components. Polyester powder coat finish formulated without the use of VOC or toxic heavy metals.

### Recommended Mounting Height:

Up to 30 ft.

### Other

#### Bi-Level:

Allows 25%, 50% or 75% output modes.

#### Replacement:

Replaces 175-320W MH

#### Warranty:

RAB warrants that our LED products will be free from defects in materials and workmanship for a period of five (5) years from the date of delivery to the end user, including coverage of light output, color stability, driver performance and fixture finish.

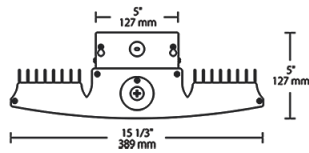
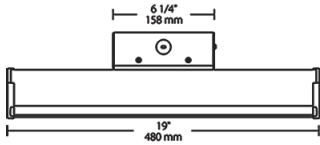
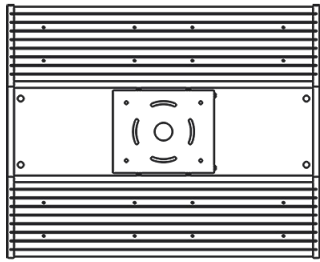
#### California Title 24:

See RAIL with Multi-Level sensor (/WS2 or /WS4) for a compliant California Title 24.

#### Buy American Act Compliance:

RAB values USA manufacturing! Upon request, RAB may be able to manufacture this product to be compliant with the Buy American Act (BAA). Please contact customer service to request a quote for the product to be made BAA compliant.

## Dimensions



## Features

- Ideal for large spaces
- Ultra-high efficacy
- Up to 60% less energy usage than equivalent metal halide fixtures
- 100,000 hour lifespan, virtually maintenance free operation
- 0-10V driver for variable dimming down to 10%

## Ordering Matrix

Family	Wattage	Color Temp	Finish	Voltage	Dimming	Control Options
RAILP	150		W		/D10	/BL
	225 = 225W 185 = 185W 150 = 150W 95 = 95W	Blank = 5000K (Cool) N = 4000K (Neutral) YN = 3500K (Warm Neutral)	W = White	Blank = 120-277V /480 = 480V	/D10 = 0-10V Dimming	Blank = No Controls /BL = Bi-Level Control (120-277V only) /WS2 = Multi-Level Motion Sensor 20 ft /WS4 = Multi-Level Motion Sensor 40 ft /LOS = LOSBAY800 Sensor (120-277V only) /E2 = Emergency Battery Backup (120-277V only) /LC = Lightcloud® Controller (120-277V only) /LCS = Lightcloud® High Bay Sensor (120-277V only)