



Project:	Type:
Prepared By:	Date:

Driver Info		LED Info	
Type	Constant Current	Watts	39W
120V	0.33A	Color Temp	4000K (Neutral)
208V	0.19A	Color Accuracy	83 CRI
240V	0.17A	R9	4.3
277V	0.15A	L70 Lifespan	100,000
Input Watts	38.60W	Lumens	4,991
Efficiency	N/A	Efficacy	129.3 LPW

Technical Specifications

Listings

UL Listed:

Suitable for dry and damp locations.

DLC Listed:

This product is on the Design Lights Consortium (DLC) Qualified Products List and is eligible for rebates from DLC Member Utilities. DLC Product Code: P89F9CCS

Electrical

Driver:

Constant Current, Class 2, 120-277V, 50/60 Hz, 120V: 0.33A, 208V: 0.19A, 240V: 0.17A, 277V: 0.15A

Dimming Driver:

Driver includes dimming control wiring for 0-10V dimming systems. Requires separate 0-10V DC dimming circuit. Dims as low as 10%.

THD:

8.34% at 120V, 10.94% at 277V

Power Factor:

99.4% at 120V, 96.3% at 277V

Battery Backup:

Emergency battery backup will operate the fixture for 90 minutes if power fails. Wired for 120-277V.

Battery Backup Light Loss Factor:

0.55

Surge Protection:

2kV

Construction

Ambient Operating Temperature:

-20°C (-4°F) to 40°C (104°F)

IC Rated:

Suitable for direct contact with insulation

Housing:

Sheet metal and extruded aluminum

Mounting:

Recessed into T-grid ceiling. Surface and recessed mounting kits available for drywall ceilings.

Reflector:

Aluminum with high reflectance white finish, optimized for uniform distribution.

Lens:

Frosted Polystyrene

Finish:

Formulated for high durability and long-lasting color

Green Technology:

Mercury and UV free. RoHS-compliant components.

LED Characteristics

LEDs:

Long-life, high-efficacy, discrete, surface-mount LEDs.

Lifespan:

100,000-hour LED lifespan based on IES LM-80 results and TM-21 calculations

Color Stability:

LED color temperature is warranted to shift no more than 200K in CCT over a 5-year period

Technical Specifications (continued)

LED Characteristics

Color Uniformity:

RAB's range of CCT (Correlated Color Temperature) follows the guidelines of the American National Standard for Specifications for the Chromaticity of Solid State Lighting (SSL) Products, ANSI C78.377-2017.

Sensor Specifications

Capacitance Load:

400VA at 120VAC, 800VA at 230VAC, 1000VA at 277VAC

Operating Temperature:

-20°C to +60°C (-4°F to +140°F)

Relay:

Zero-cross relay

Maximum Mounting Height:

16.4 feet

Customizable Detection Area:

10, 50, 75 or 100%

Time Delay:

5s, 30s, 1min, 5min, 10min, 20min, 30min

Cut Off Period:

0s, 10s, 1min, 5min, 10min, 30min, 1hr, Bi-Level

Cut-Off Dimming level:

10, 20, 30, 50%

Cut-Off Power:

Less than 1W

Daylight Threshold:

About .2-5 fc for disabled

Sensor Principle:

High Frequency

Microwave Frequency:

5.8GHz +/- 75MHz

Microwave Power:

<0.2mW

Max Detection Range:

26 ft. diameter at 16 ft. mounting height

Detection Angle:

About 30 to 150 degrees

Remote Control:

Adjust settings using remote control (catalog# MVSREM). Only available with 0-10V dimming driver options. [Remote control available here.](#)

Other

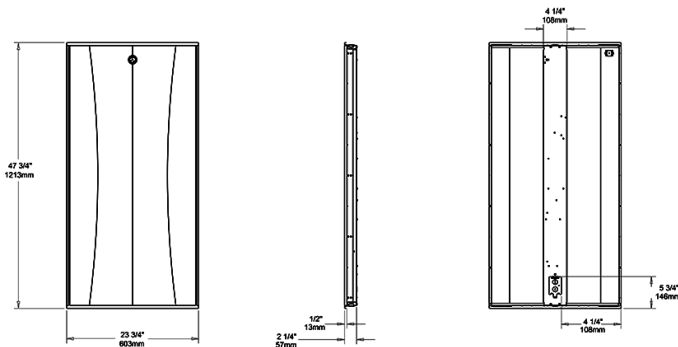
Warranty:

RAB warrants that our LED products will be free from defects in materials and workmanship for a period of five (5) years from the date of delivery to the end user, including coverage of light output, color stability, driver performance and fixture finish. RAB's warranty is subject to all terms and conditions found at rablighting.com/warranty.

Buy American Act Compliance:

RAB values USA manufacturing! Upon request, RAB may be able to manufacture this product to be compliant with the Buy American Act (BAA). Please contact customer service to request a quote for the product to be made BAA compliant.

Dimensions









Features

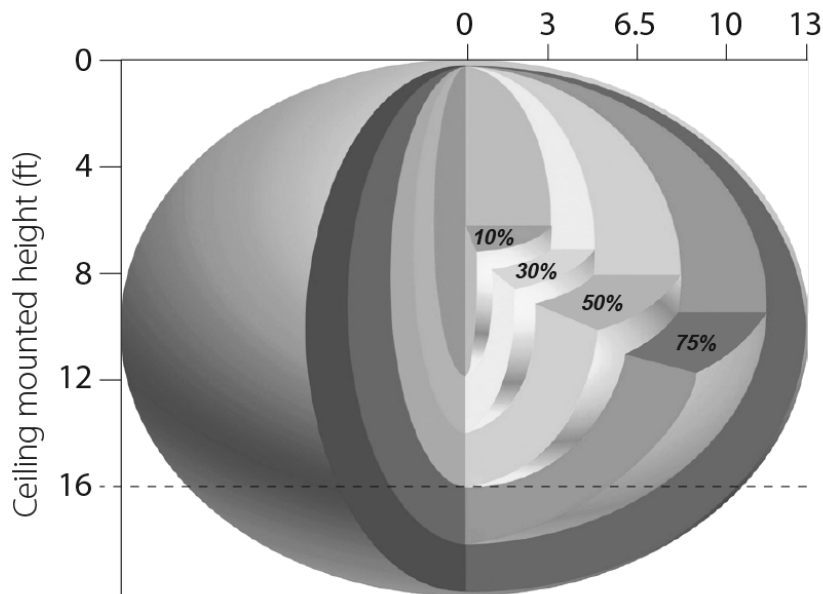
Contemporary LED centerbasket with direct/indirect illumination
 Field-adjustable light output (3 discrete steps) - can be changed before, during or after installation
 100,000-Hour LED lifespan

Coverage Pattern

MVS - Occupancy Sensor Detection Pattern

Features

-  24-hour daylight monitoring dawn/dusk sensor
-  Tri-level dimming control based upon occupancy (*also known as corridor function*)
-  1-10V dimming control method
-  One-touch daylight learning via remote control
-  Zero crossing detection circuit reduces in-rush current and prolongs relay life
-  Loop-in and loop-out terminal for efficient installation



Ordering Matrix

Family	Size		CRI/Color Temp	Driver	Controls	Options
SWISHFA-EDGE	2X4	-	840	U	/MVS	/E2
	2X2 = 19/29/39W 2X4 = 29/39/49W		840 = 80 CRI, 4000K (Neutral) 835 = 80 CRI, 3500K (Warm Neutral)	U = 0-10V Dimming	Blank = No Option /MVS = Occupancy Sensor /LC = Lightcloud Controller /LCS = Lightcloud Sensor	Blank = No Option /E2 = Battery Backup